

MONTHLY CLIMATOLOGICAL SUMMARY for MAY. 2018

NAME: FOGC HOME CITY: BOYNTON BEACH STATE: FLORIDA  
 ELEV: 29 ft LAT: 26° 29' 09" N LONG: 80° 09' 34" W

TEMPERATURE (°F), RAIN (in), WIND SPEED (mph)

DAY	MEAN TEMP	HIGH	TIME	LOW	TIME	HEAT DEG DAYS	COOL DEG DAYS	RAIN	AVG WIND SPEED	HIGH	TIME	DOM DIR
1	74.7	79.5	4:00p	68.9	6:30a	0.0	9.7	0.00	2.0	20.0	11:00a	NE
2	75.9	80.1	3:00p	73.5	10:00p	0.0	10.9	0.00	2.3	21.0	1:30p	ESE
3	76.9	81.1	3:00p	73.7	7:00a	0.0	11.9	0.00	2.6	19.0	1:30p	NE
4	76.9	80.3	12:00p	73.9	11:30p	0.0	11.9	0.00	3.3	18.0	5:00p	NE
5	78.0	83.1	3:30p	72.3	2:00a	0.0	13.0	0.14	3.3	18.0	5:00p	NE
6	77.1	83.9	12:30p	71.5	1:30p	0.0	12.1	0.52	2.4	19.0	1:00p	SSE
7	78.0	86.5	3:30p	72.0	6:30a	0.0	13.0	0.00	1.0	15.0	6:00p	ESE
8	78.1	83.3	1:00p	73.3	5:30a	0.0	13.1	0.00	2.5	19.0	3:30p	NE
9	77.1	82.7	1:00p	70.6	7:00a	0.0	12.1	0.00	1.9	16.0	5:00p	NE
10	76.7	82.2	2:30p	70.2	7:00a	0.0	11.7	0.00	1.2	16.0	3:30p	NE
11	77.2	83.1	2:30p	71.2	7:00a	0.0	12.2	0.00	0.9	14.0	2:00p	ESE
12	76.3	79.3	11:30a	72.8	7:00a	0.0	11.3	0.00	0.7	11.0	1:30p	ESE
13	73.8	77.0	12:30a	70.5	9:00p	0.0	8.8	1.41	1.2	14.0	5:30a	NE
14	75.5	80.9	11:00a	69.7	2:30p	0.0	10.5	0.78	3.5	28.0	12:00p	SE
15	75.7	84.7	12:30p	70.6	12:00m	0.0	10.7	0.12	1.7	15.0	11:00a	SE
16	75.5	82.8	1:00p	69.8	1:00a	0.0	10.5	0.04	2.4	21.0	1:30p	SE
17	75.0	82.2	12:30p	71.4	3:00p	0.0	10.0	0.04	1.1	20.0	8:30a	SW
18	77.6	83.0	1:00p	72.8	5:30a	0.0	12.6	0.03	2.6	15.0	2:30a	SE
19	73.8	76.6	8:00a	71.1	5:30p	0.0	8.8	0.03	2.2	29.0	11:30a	SSE
20	76.4	80.0	4:00p	71.3	2:30a	0.0	8.0	0.31	3.2	22.0	2:30p	SE
21	78.5	81.4	11:30a	73.1	5:00a	0.0	13.5	0.29	6.9	26.0	5:00a	SE
22	78.5	80.1	11:00a	75.0	5:30a	0.0	13.5	0.10	5.7	20.0	3:30p	SE
23	78.8	83.1	2:30p	73.9	4:30a	0.0	13.8	0.05	3.4	19.0	1:30p	ESE
24	79.0	83.4	11:30a	74.2	7:00a	0.0	14.0	0.03	2.6	17.0	11:30a	ESE
25	76.5	80.2	9:00a	71.7	4:00p	0.0	11.5	0.03	2.5	18.0	9:00a	ESE
26	75.2	78.0	1:30a	70.5	6:00p	0.0	10.2	0.04	4.5	22.0	6:00p	SE
27	78.9	82.7	5:00p	73.9	5:00a	0.0	7.5	0.02	5.6	35.0	3:30a	SE
28	79.2	83.1	1:30p	75.2	6:00a	0.0	14.2	0.03	6.0	26.0	5:00a	S
29	80.1	84.7	2:00p	75.6	10:00a	0.0	13.8	0.02	3.0	19.0	3:00p	SSE
30	85.1	86.4	3:00p	83.4	11:00a	0.0	4.2	0.00	2.2	23.0	2:30p	SE
31	81.5	83.9	4:00p	76.9	1:00p	0.0	4.1	0.01	1.2	17.0	3:00p	SE
	77.3	86.5	7	68.9	1	0.0	343.1	4.04	2.8	35.0	27	SE

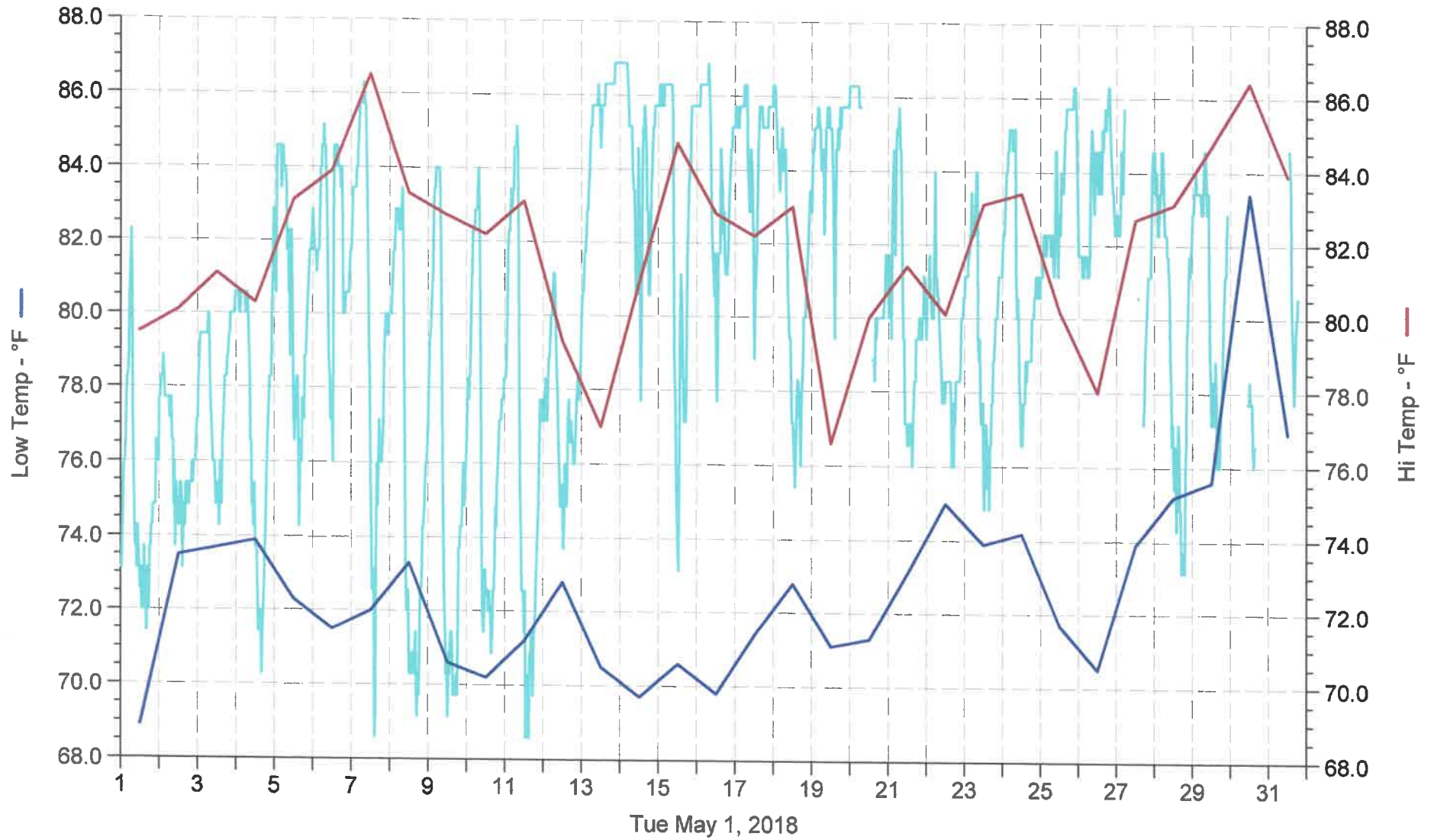
Max >= 90.0: 0  
 Max <= 32.0: 0  
 Min <= 32.0: 0  
 Min <= 0.0: 0

Max Rain: 1.41 ON 05/13/18

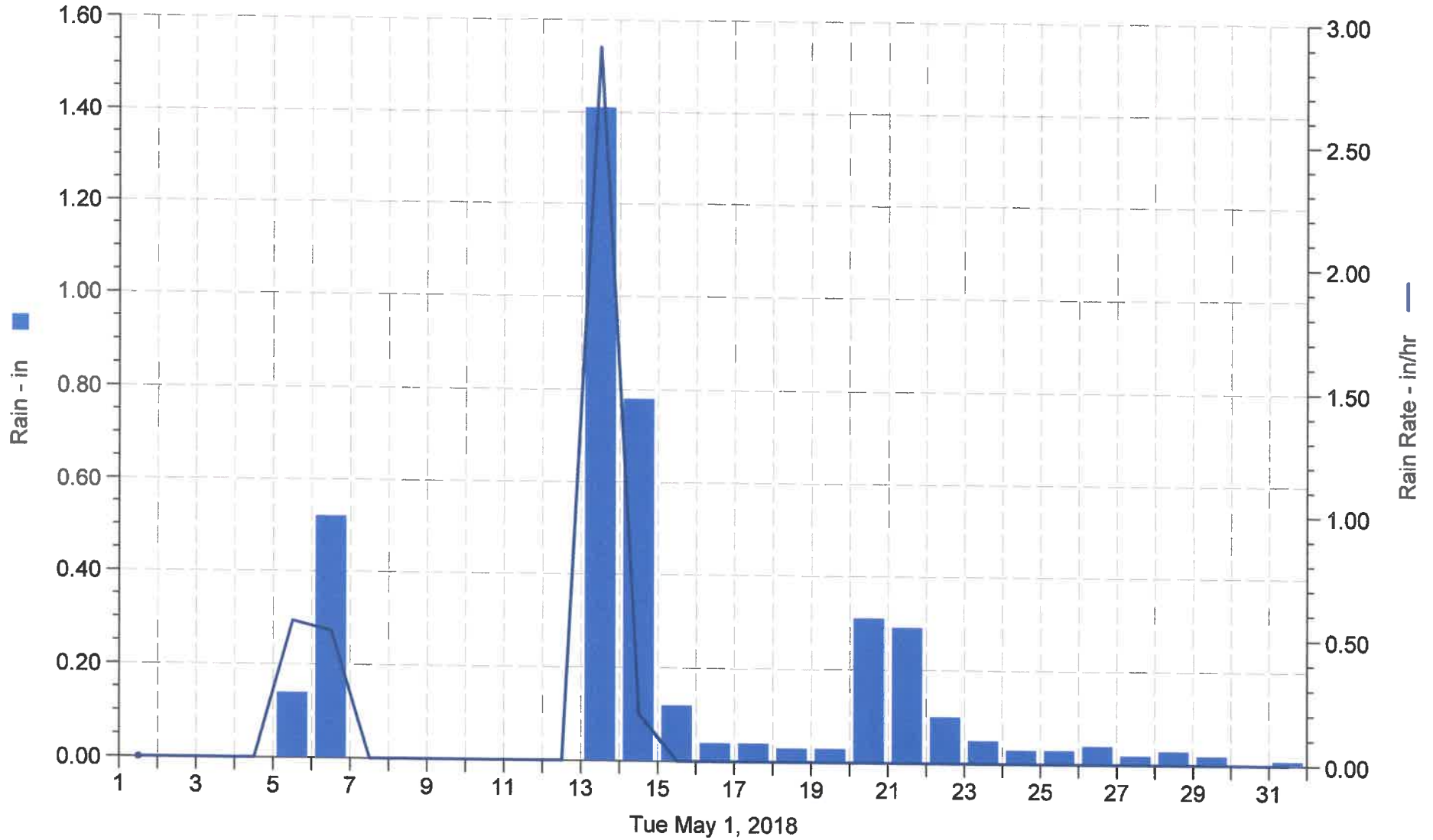
Days of Rain: 19 (>.01 in) 7 (>.1 in) 1 (>1 in)

Heat Base: 65.0 Cool Base: 65.0 Method: Integration

# FOGC HOME

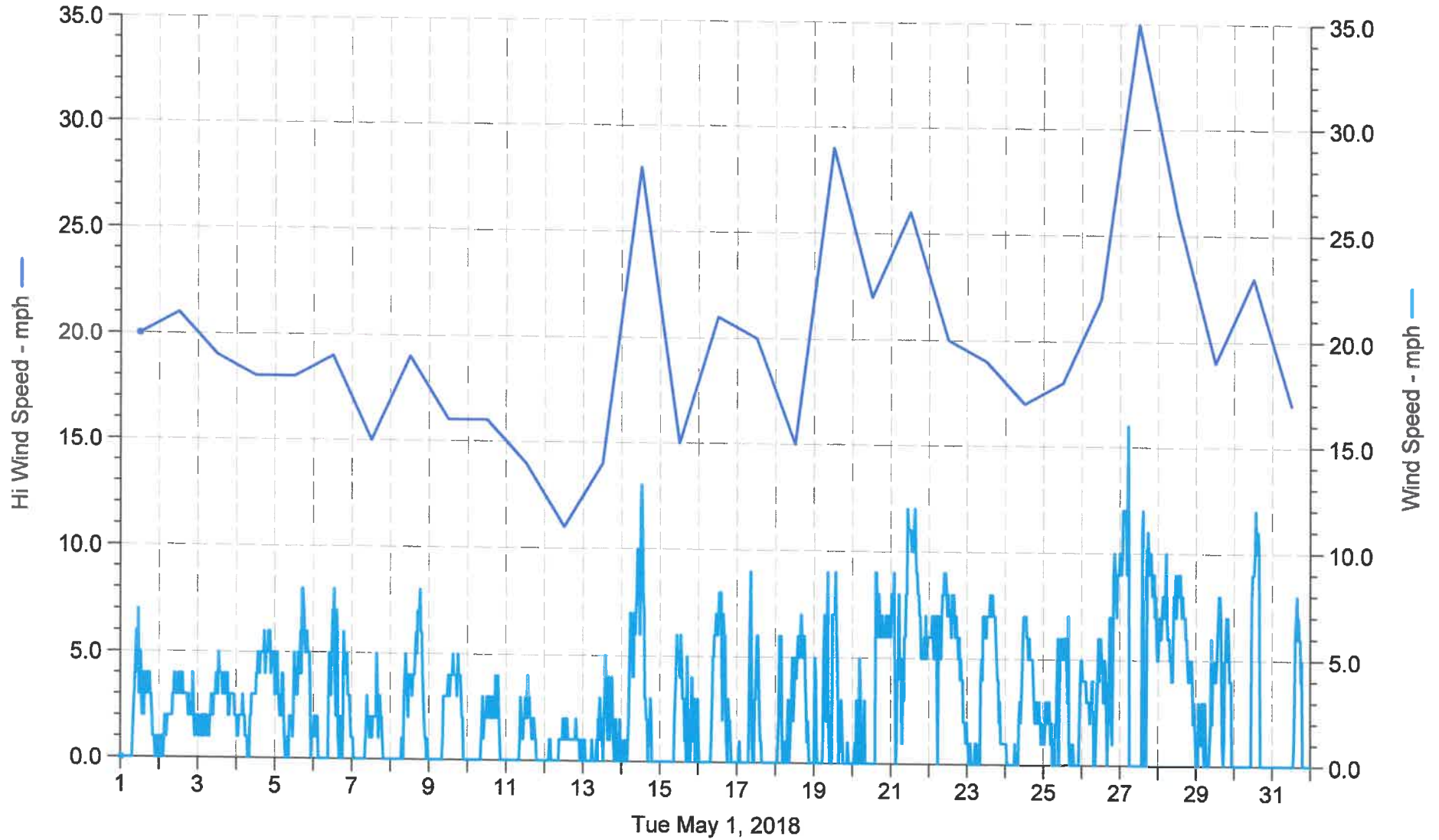


# FOGC HOME



■ Rain      ■ Rain Rate

# FOGC HOME



Wind Speed Hi Wind Speed