

MONTHLY CLIMATOLOGICAL SUMMARY for MAR. 2019

NAME: FOGC HOME CITY: BOYNTON BEACH STATE: FLORIDA
 ELEV: 29 ft LAT: 26° 29' 09" N LONG: 80° 09' 34" W

TEMPERATURE (°F), RAIN (in), WIND SPEED (mph)

| DAY | MEAN TEMP | HIGH | TIME | LOW | TIME | HEAT DEG DAYS | COOL DEG DAYS | RAIN | AVG WIND SPEED | HIGH | TIME | DOM DIR |
|-----|-----------|------|--------|------|--------|---------------|---------------|------|----------------|------|--------|---------|
| 1 | 72.9 | 80.2 | 11:30a | 65.1 | 7:00a | 0.0 | 7.9 | 0.00 | 1.5 | 15.0 | 3:00p | SE |
| 2 | 75.0 | 83.1 | 2:30p | 67.1 | 6:30a | 0.0 | 10.0 | 0.00 | 1.3 | 13.0 | 4:00p | SE |
| 3 | 76.0 | 82.7 | 1:30p | 68.5 | 7:00a | 0.0 | 11.0 | 0.00 | 2.8 | 22.0 | 2:30p | SSE |
| 4 | 77.5 | 86.6 | 4:30p | 69.5 | 6:30a | 0.0 | 12.5 | 0.00 | 2.6 | 16.0 | 11:00a | W |
| 5 | 71.9 | 82.6 | 1:00p | 58.9 | 12:00m | 0.4 | 7.3 | 0.00 | 4.4 | 18.0 | 11:00a | N |
| 6 | 59.0 | 65.8 | 2:30p | 51.8 | 8:00a | 4.5 | 0.0 | 0.00 | 5.6 | 18.0 | 10:30a | NNE |
| 7 | 63.4 | 72.8 | 4:00p | 52.5 | 4:30a | 4.0 | 2.4 | 0.00 | 1.9 | 18.0 | 1:30p | NNE |
| 8 | 71.2 | 76.7 | 12:30p | 65.1 | 6:30a | 0.0 | 6.2 | 0.13 | 2.1 | 19.0 | 11:00a | ESE |
| 9 | 74.7 | 79.7 | 3:30p | 68.6 | 6:00a | 0.0 | 9.7 | 0.09 | 4.3 | 19.0 | 12:00p | SE |
| 10 | 76.8 | 80.4 | 2:00p | 72.7 | 12:00m | 0.0 | 11.3 | 0.00 | 6.1 | 23.0 | 1:30p | SE |
| 11 | 75.2 | 83.2 | 3:30p | 67.6 | 8:00a | 0.0 | 10.2 | 0.00 | 1.5 | 14.0 | 2:00p | SE |
| 12 | 75.0 | 83.1 | 1:30p | 69.4 | 8:00a | 0.0 | 10.0 | 0.00 | 2.8 | 17.0 | 6:30p | NE |
| 13 | 74.8 | 78.3 | 12:30p | 72.0 | 12:00m | 0.0 | 9.8 | 0.00 | 1.9 | 20.0 | 11:00a | SE |
| 14 | 74.7 | 78.0 | 1:30p | 72.1 | 7:30a | 0.0 | 9.7 | 0.00 | 4.2 | 18.0 | 3:00a | SE |
| 15 | 75.7 | 79.4 | 11:00a | 72.7 | 7:00a | 0.0 | 10.7 | 0.00 | 4.1 | 19.0 | 1:30p | SE |
| 16 | 74.4 | 81.3 | 4:30p | 70.7 | 12:00m | 0.0 | 9.4 | 0.89 | 1.0 | 13.0 | 4:30p | SE |
| 17 | 72.9 | 82.5 | 4:00p | 66.7 | 8:30a | 0.0 | 7.9 | 0.01 | 1.8 | 12.0 | 10:30p | NE |
| 18 | 69.8 | 77.6 | 4:00p | 65.9 | 6:00a | 0.0 | 4.8 | 0.18 | 3.5 | 16.0 | 7:00p | NNE |
| 19 | 65.8 | 68.5 | 12:30a | 63.0 | 10:00p | 0.3 | 1.1 | 1.39 | 4.8 | 20.0 | 6:30a | NE |
| 20 | 66.9 | 74.2 | 4:00p | 61.7 | 8:00a | 0.9 | 2.8 | 0.33 | 3.6 | 18.0 | 12:00p | NE |
| 21 | 68.4 | 76.0 | 5:00p | 61.9 | 5:30a | 0.6 | 4.1 | 0.00 | 3.4 | 16.0 | 3:30p | NNE |
| 22 | 64.6 | 73.1 | 4:00p | 57.2 | 8:30a | 2.5 | 2.1 | 0.00 | 2.7 | 15.0 | 10:30a | NNW |
| 23 | 66.9 | 76.8 | 5:00p | 55.4 | 8:00a | 2.5 | 4.4 | 0.00 | 1.3 | 11.0 | 1:00p | NW |
| 24 | 71.1 | 77.0 | 4:30p | 63.6 | 4:00a | 0.2 | 6.3 | 0.00 | 2.2 | 21.0 | 12:30p | SE |
| 25 | 73.6 | 79.7 | 4:30p | 66.3 | 5:00a | 0.0 | 8.6 | 0.00 | 1.6 | 15.0 | 5:30p | SE |
| 26 | 72.8 | 81.1 | 4:30p | 66.9 | 8:00a | 0.0 | 7.8 | 0.52 | 1.5 | 26.0 | 7:00p | N |
| 27 | 68.4 | 75.9 | 2:30p | 62.8 | 12:00m | 0.2 | 3.6 | 0.00 | 5.9 | 28.0 | 6:30p | NNE |
| 28 | 68.7 | 76.2 | 3:30p | 60.7 | 3:30a | 1.2 | 4.9 | 0.01 | 6.5 | 28.0 | 11:30a | NE |
| 29 | 70.5 | 77.4 | 3:30p | 64.1 | 5:30a | 0.0 | 5.5 | 0.01 | 1.3 | 18.0 | 1:00p | NE |
| 30 | 71.3 | 78.6 | 3:00p | 62.8 | 6:30a | 0.3 | 6.6 | 0.00 | 1.5 | 17.0 | 4:00p | SE |
| 31 | 73.6 | 79.2 | 1:30p | 67.2 | 8:00a | 0.0 | 8.6 | 0.03 | 1.9 | 17.0 | 2:30p | SSE |
| | 71.4 | 86.6 | 4 | 51.8 | 6 | 17.6 | 217.2 | 3.59 | 3.0 | 28.0 | 27 | SE |

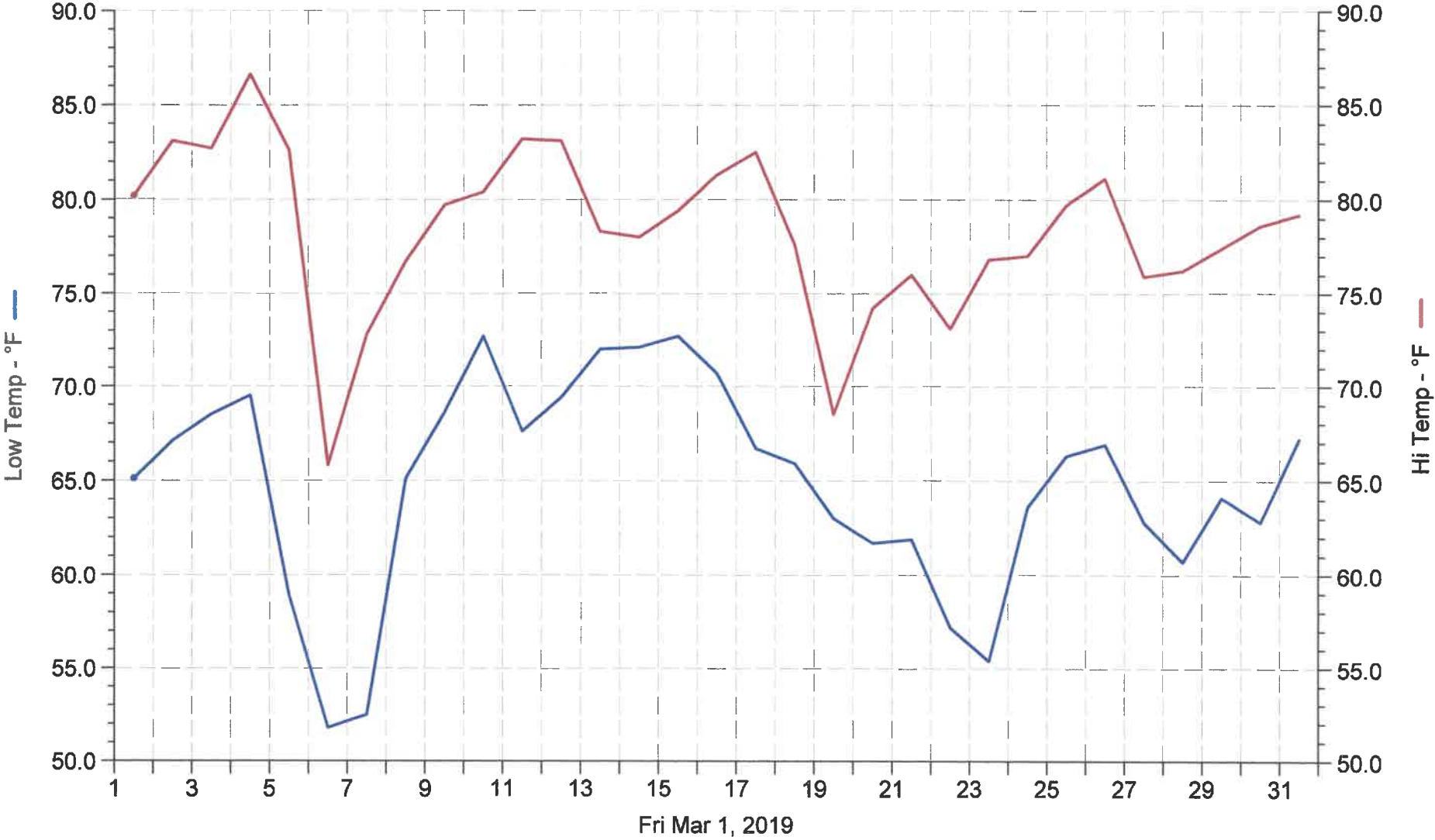
Max >= 90.0: 0
 Max <= 32.0: 0
 Min <= 32.0: 0
 Min <= 0.0: 0

Max Rain: 1.39 ON 03/19/19

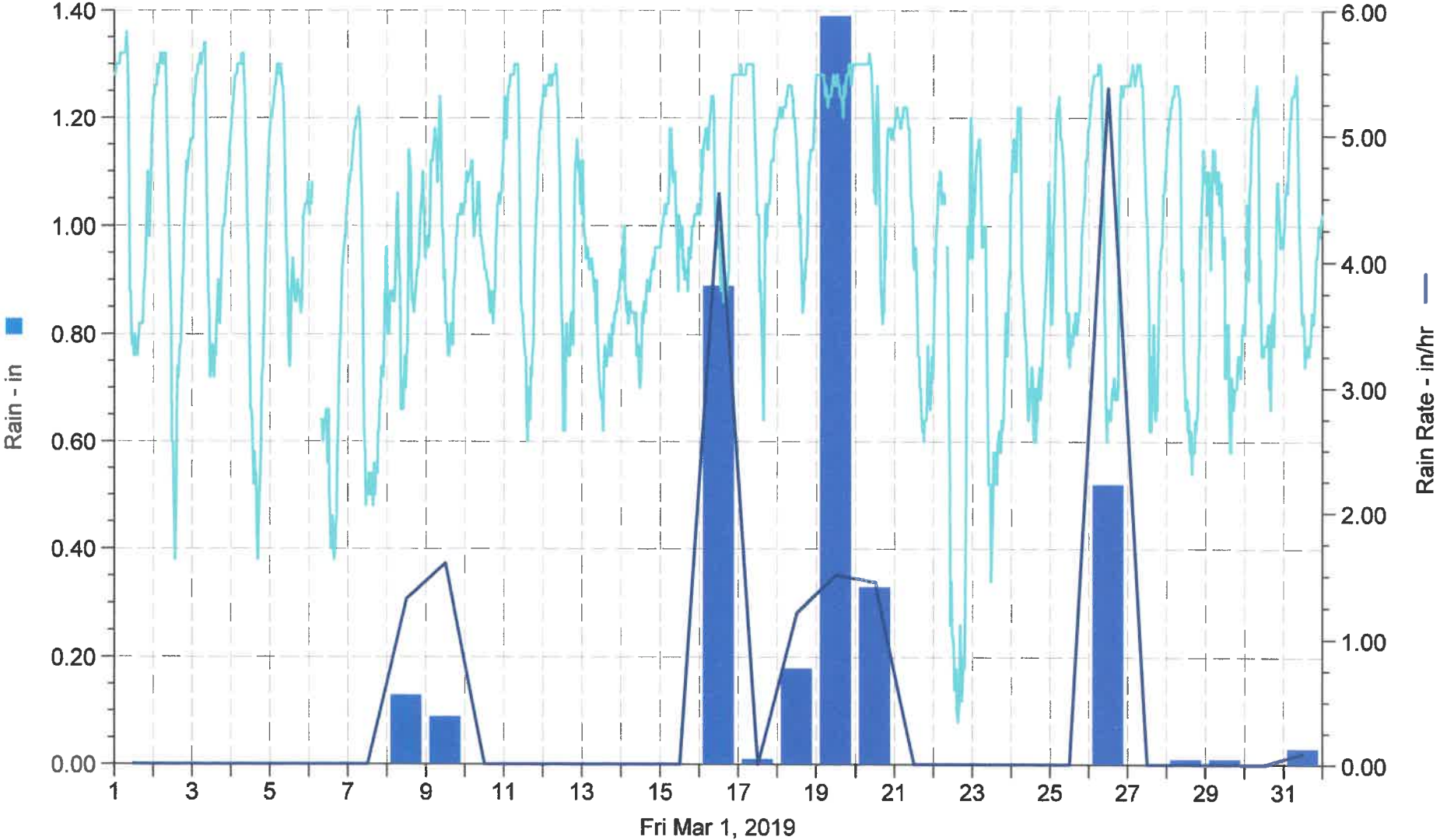
Days of Rain: 8 (>.01 in) 6 (>.1 in) 1 (>1 in)

Heat Base: 65.0 Cool Base: 65.0 Method: Integration

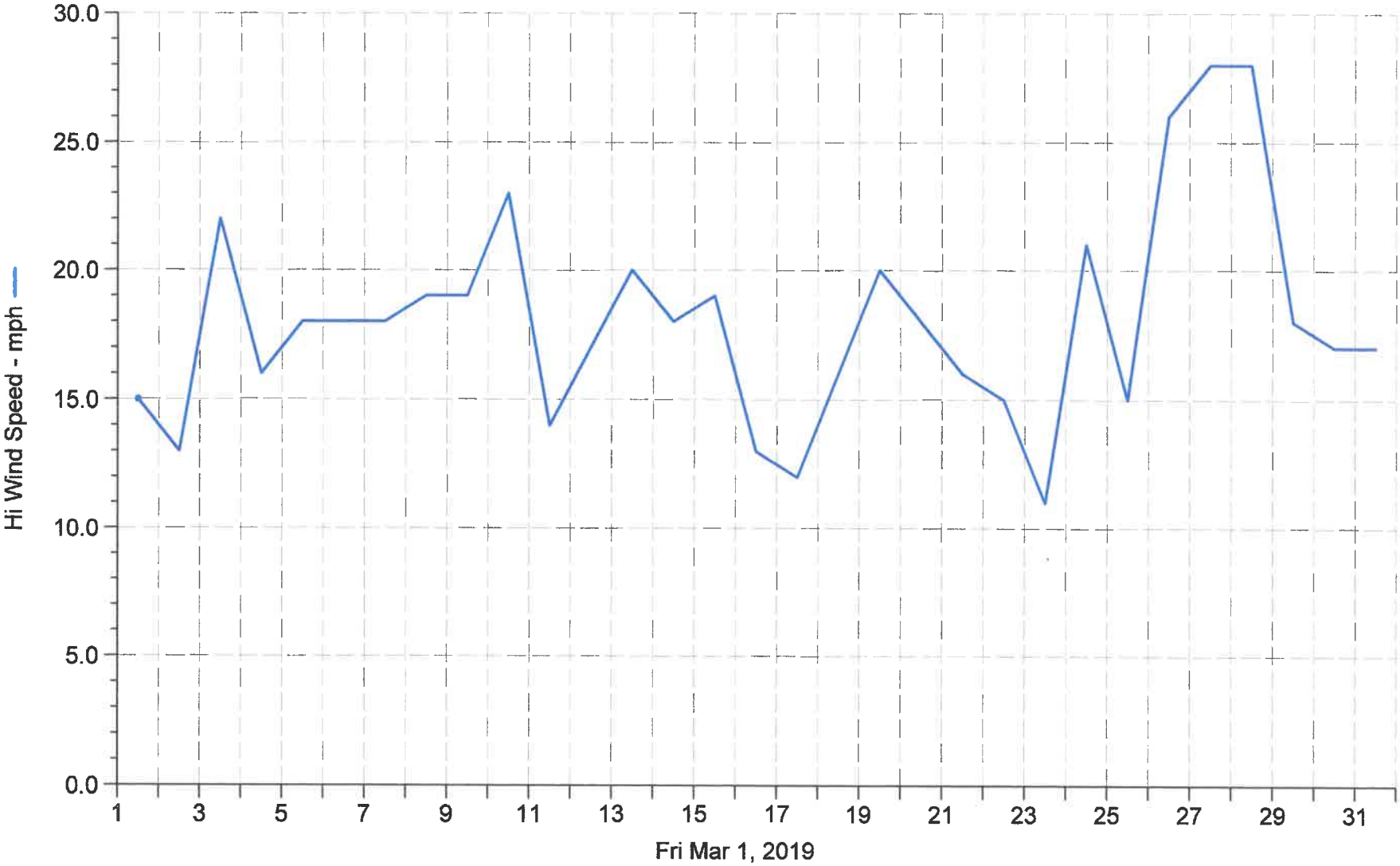
FOGC HOME



FOGC HOME



FOGC HOME



Hi Wind Speed

FOGC HOME

