

MONTHLY CLIMATOLOGICAL SUMMARY for APR. 2019

NAME: FOGC HOME CITY: BOYNTON BEACH STATE: FLORIDA
 ELEV: 29 ft LAT: 26° 29' 09" N LONG: 80° 09' 34" W

TEMPERATURE (°F), RAIN (in), WIND SPEED (mph)

DAY	MEAN TEMP	HIGH	TIME	LOW	TIME	HEAT DEG DAYS	COOL DEG DAYS	RAIN	AVG WIND SPEED	HIGH	TIME	DOM DIR
1	74.4	81.9	3:30p	65.1	7:30a	0.0	9.4	0.00	2.4	17.0	2:00p	SW
2	73.3	84.3	4:00p	65.2	7:30a	0.0	8.3	0.09	2.2	24.0	5:00p	W
3	73.1	77.4	3:00p	70.2	7:30a	0.0	8.1	0.01	2.1	15.0	3:00p	NE
4	74.0	77.8	3:00p	71.6	8:30p	0.0	9.0	0.39	1.8	19.0	11:30a	ESE
5	76.4	81.7	3:30p	71.3	7:00a	0.0	11.4	0.00	3.1	18.0	1:30p	SE
6	76.1	82.2	2:00p	69.3	6:30a	0.0	11.1	0.00	1.8	16.0	4:30p	SE
7	77.3	81.8	2:00p	72.9	5:30a	0.0	12.3	0.00	3.4	16.0	10:30a	SE
8	78.4	82.2	3:30p	75.1	7:30a	0.0	13.4	0.00	5.9	22.0	5:00p	SE
9	75.3	80.0	4:30p	71.9	12:00m	0.0	10.3	0.05	3.0	19.0	2:30p	SW
10	76.1	84.3	4:30p	71.0	5:30a	0.0	11.1	0.01	3.7	21.0	5:00p	WSW
11	75.5	82.8	2:00p	67.3	7:30a	0.0	10.5	0.00	2.2	16.0	4:00p	SE
12	77.1	83.1	3:00p	69.3	7:30a	0.0	12.1	0.00	3.7	19.0	10:30a	SE
13	78.9	83.2	2:00p	75.8	4:30a	0.0	13.9	0.00	5.6	22.0	1:30p	SE
14	80.5	85.5	2:00p	77.3	12:30a	0.0	15.5	0.00	7.2	24.0	10:00a	SSE
15	78.2	83.9	5:00p	68.6	11:30p	0.0	13.2	0.00	3.7	18.0	2:00p	NW
16	74.2	81.1	2:30p	65.7	7:30a	0.0	9.2	0.00	1.6	16.0	5:00p	NE
17	73.6	79.8	5:30p	65.1	7:00a	0.0	8.6	0.00	1.4	15.0	2:00p	SE
18	77.9	83.4	4:00p	71.9	5:00a	0.0	12.9	0.01	5.2	23.0	11:30a	SE
19	78.1	85.7	2:30p	68.9	10:00p	0.0	13.1	0.40	6.1	26.0	3:00p	SSE
20	72.1	80.1	4:30p	64.3	12:00m	0.0	7.1	0.01	4.6	18.0	3:00p	NW
21	68.4	77.3	6:00p	57.4	6:30a	1.7	5.1	0.00	1.5	15.0	3:00p	W
22	70.7	78.1	5:00p	62.2	7:00a	0.5	6.2	0.00	1.3	16.0	2:00p	NE
23	71.8	79.4	2:00p	63.8	5:00a	0.1	6.9	0.00	1.2	15.0	11:30a	NE
24	71.9	79.0	3:30p	63.7	4:00a	0.1	7.0	0.00	1.1	16.0	2:00p	SE
25	75.1	82.6	2:00p	66.0	6:30a	0.0	10.1	0.00	3.4	20.0	3:00p	SSE
26	78.0	86.4	2:30p	70.6	7:00a	0.0	13.0	0.00	3.5	21.0	3:30p	W
27	75.3	82.5	12:00p	66.1	7:30a	0.0	10.3	0.00	1.8	16.0	12:30p	ESE
28	77.4	82.4	3:00p	72.8	1:30a	0.0	12.4	0.00	1.6	16.0	5:00p	SE
29	77.8	82.9	3:00p	73.4	5:00a	0.0	12.8	0.06	1.2	15.0	4:00p	ESE
30	78.1	83.1	4:30p	74.7	7:30p	0.0	13.1	0.00	2.2	24.0	12:00p	ESE
	75.5	86.4	26	57.4	21	2.4	317.4	1.03	3.0	26.0	19	SE

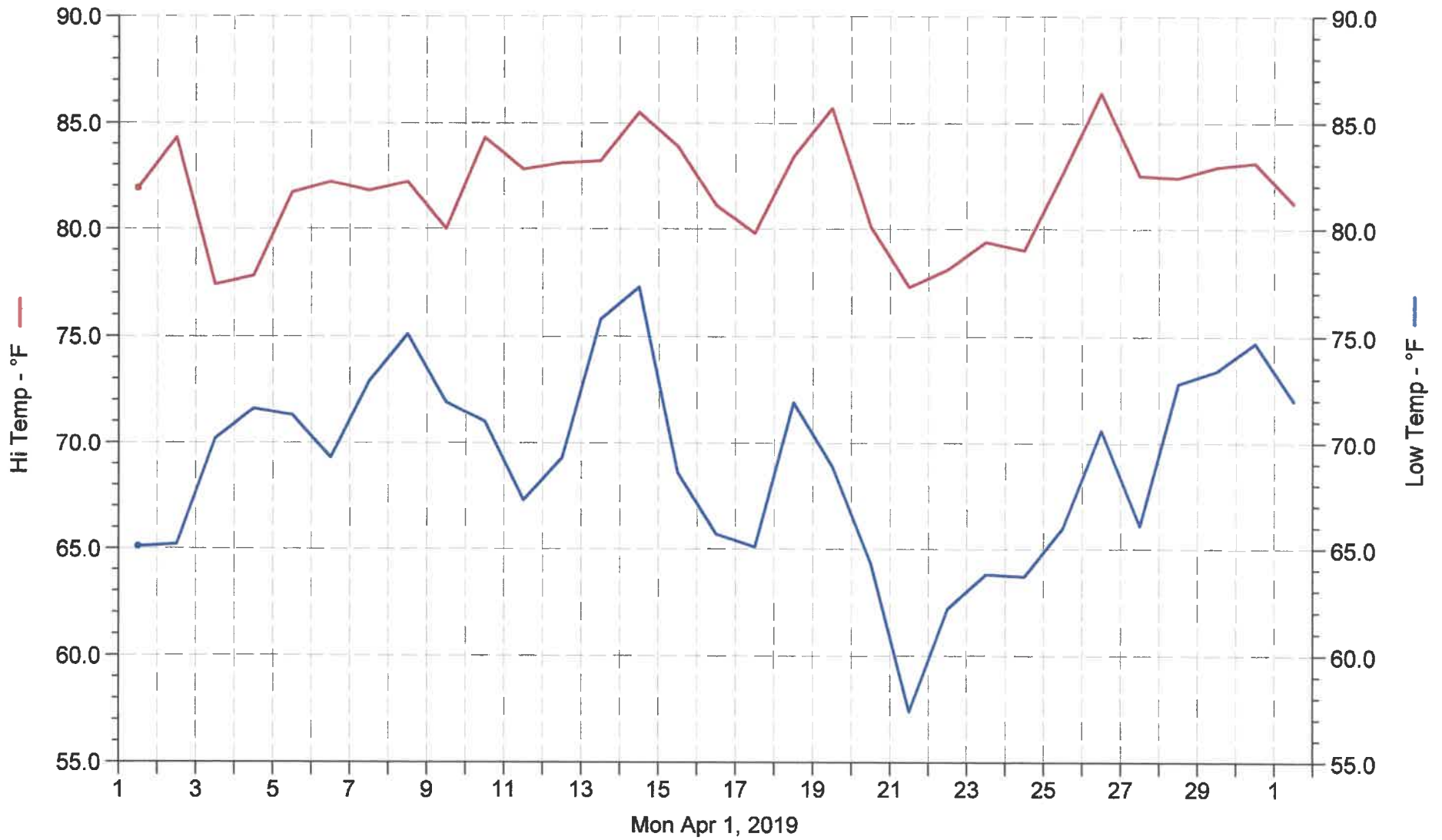
Max >= 90.0: 0
 Max <= 32.0: 0
 Min <= 32.0: 0
 Min <= 0.0: 0

Max Rain: 0.40 ON 04/19/19

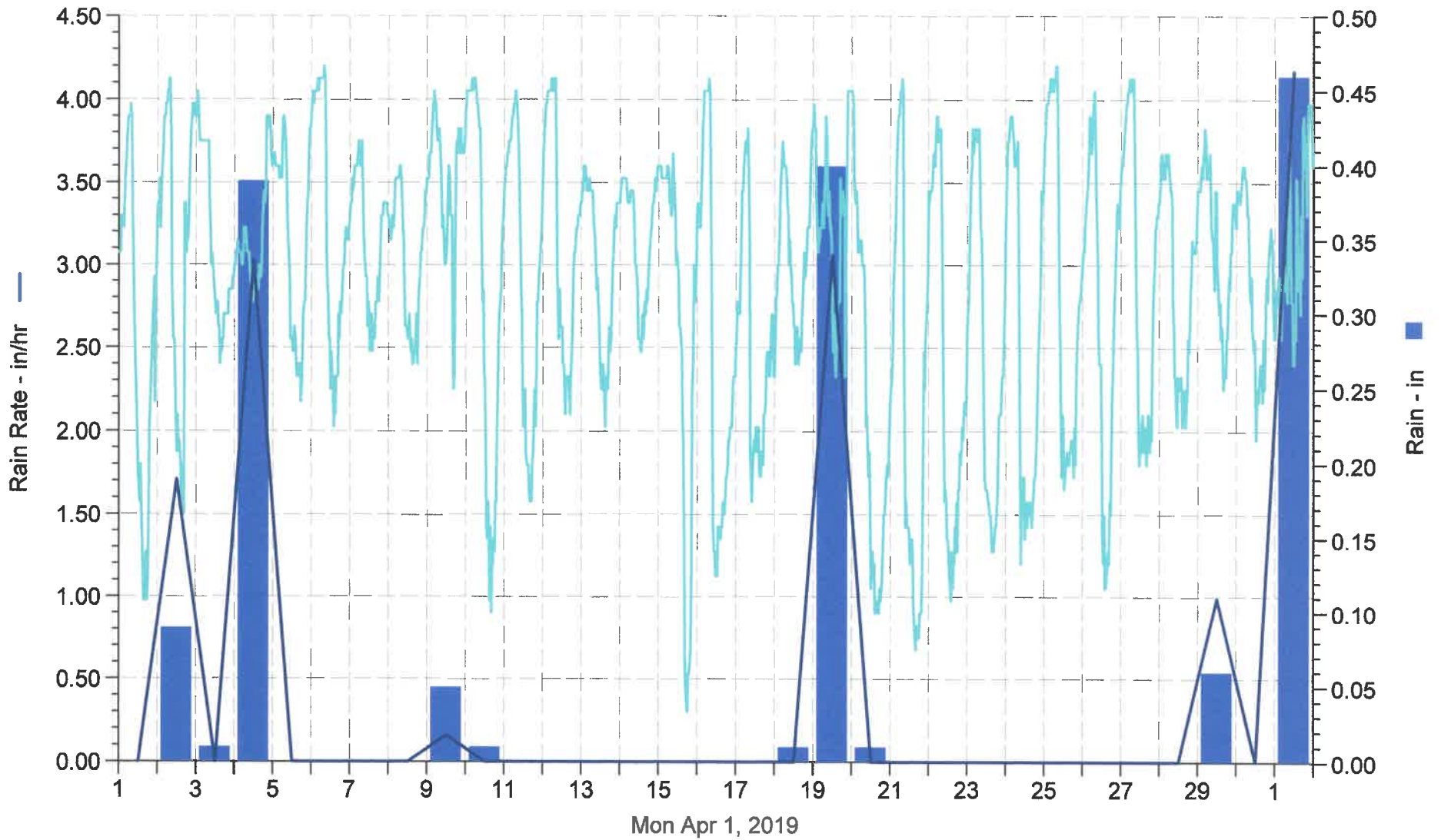
Days of Rain: 5 (>.01 in) 2 (>.1 in) 0 (>1 in)

Heat Base: 65.0 Cool Base: 65.0 Method: Integration

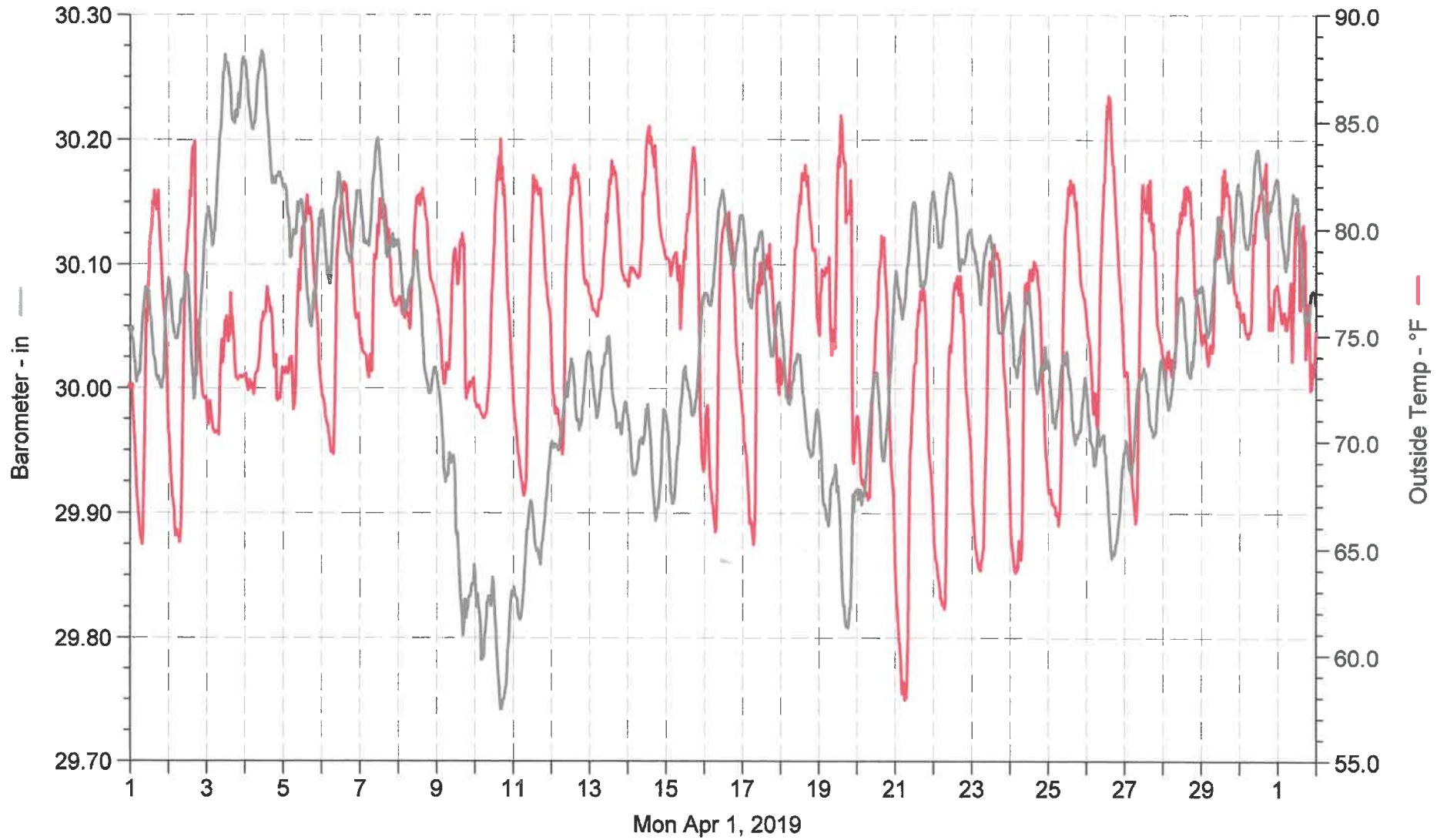
FOGC HOME



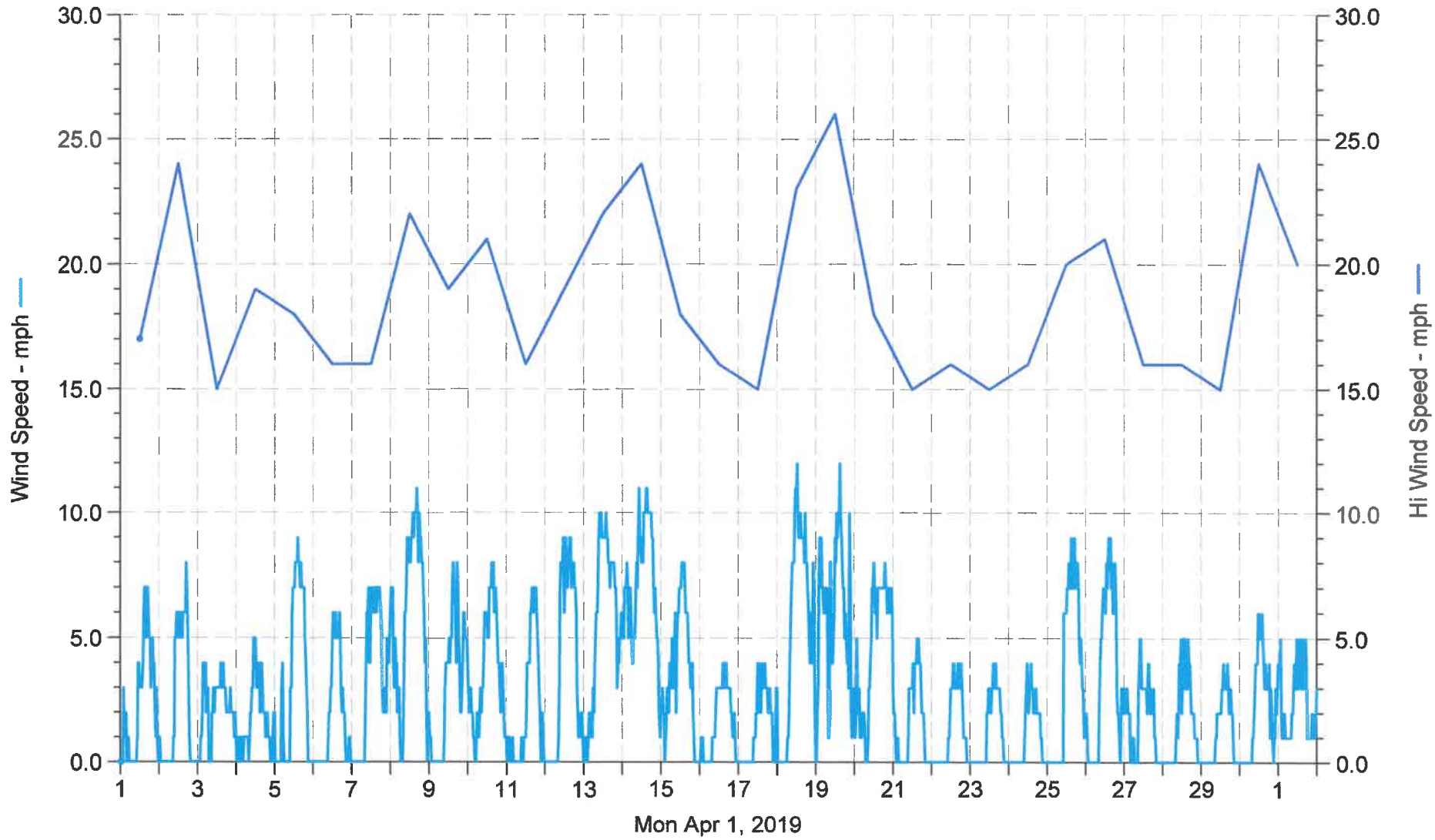
FOGC HOME



FOGC HOME



FOGC HOME



Wind Speed Hi Wind Speed