

ANNUAL CLIMATOLOGICAL SUMMARY

NAME: FOGC HOME CITY: BOYNTON BEACH STATE: FLORIDA  
 ELEV: 29 ft LAT: 26° 29' 09" N LONG: 80° 09' 34" W

TEMPERATURE (°F), HEAT BASE 65.0, COOL BASE 65.0

YR	MO	MEAN MAX	MEAN MIN	MEAN	DEP.	HEAT	COOL	HI	DATE	LOW	DATE	MAX >=90	MAX <=32	MIN <=32	MIN <=0
					FROM NORM	DEG DAYS	DEG DAYS								
17	1	77.8	64.1	71.0	0.0	23	165	84.2	22	46.7	8	0	0	0	0
17	2	77.9	76.3	77.3	0.0	0	2	80.6	24	72.5	1	0	0	0	0
17	3	77.5	63.7	70.5	0.0	25	187	85.7	2	48.8	16	0	0	0	0
17	4	80.4	70.0	75.2	0.0	3	309	85.5	24	57.4	8	0	0	0	0
17	5	85.5	72.3	78.9	0.0	1	431	92.0	28	61.2	7	3	0	0	0
17	6	85.9	76.7	80.8	0.0	0	474	89.5	28	70.8	7	0	0	0	0
17	7	88.6	77.6	82.7	0.0	0	550	91.3	25	72.0	21	3	0	0	0
17	8	88.6	77.5	82.6	0.0	0	547	92.8	13	72.8	25	10	0	0	0
17	9	88.2	76.6	82.0	0.0	0	509	90.7	7	73.9	10	3	0	0	0
17	10	83.4	72.9	77.9	0.0	11	412	87.6	8	52.6	30	0	0	0	0
17	11	80.7	68.5	73.9	0.0	1	269	84.2	9	62.8	1	0	0	0	0
17	12	76.7	60.8	67.8	0.0	61	161	85.0	8	45.4	14	0	0	0	0
		83.1	71.1	76.8	0.0	124	4016	92.8	AUG	45.4	DEC	19	0	0	0

PRECIPITATION (in)

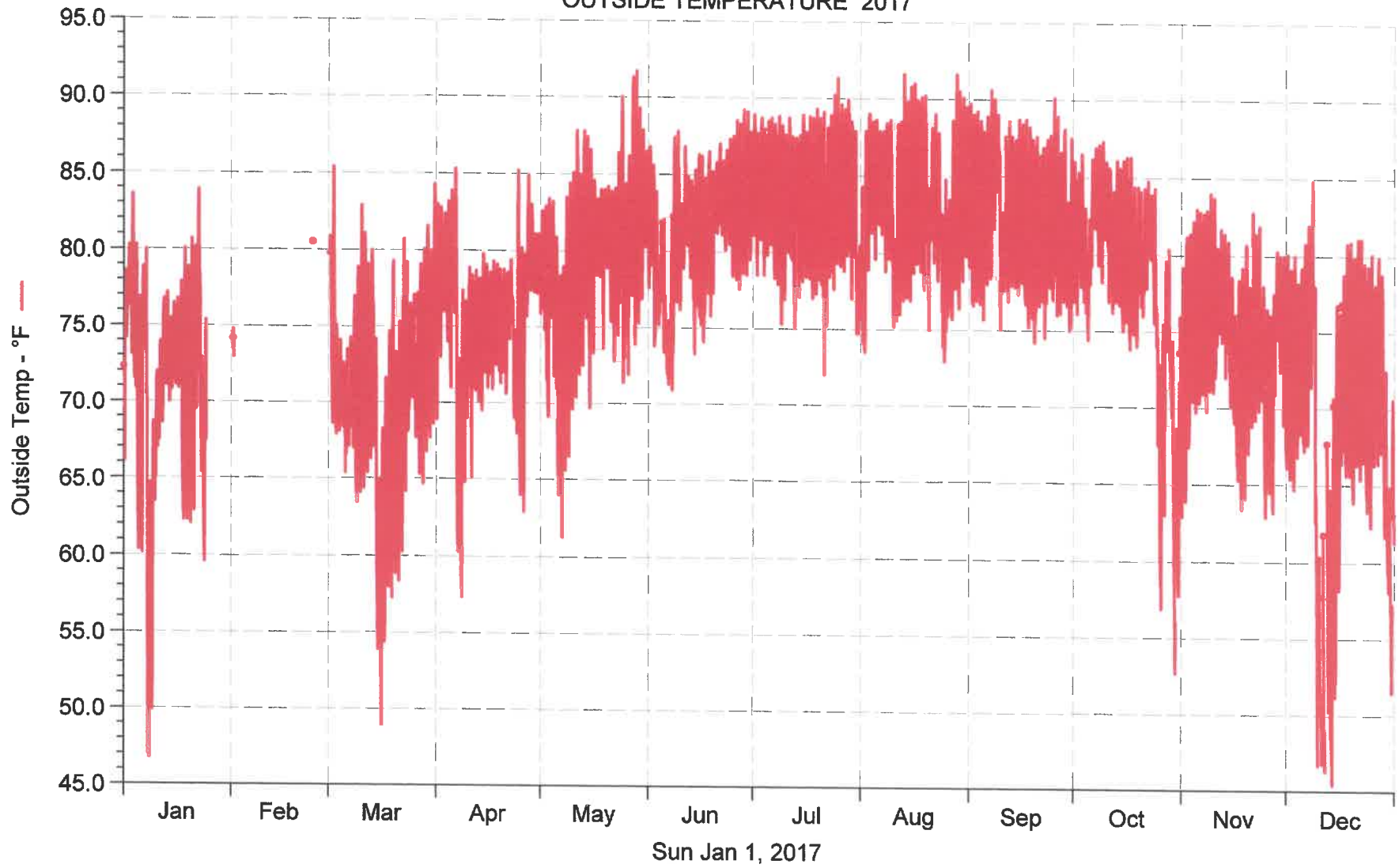
YR	MO	TOTAL	DEP.	MAX	DAYS OF RAIN			
			FROM NORM	OBS. DAY	DATE	.01	.1	1
17	1	1.44	0.00	0.72	23	4	2	0
17	2	0.00	0.00	0.00	1	0	0	0
17	3	2.42	0.00	0.82	14	7	5	0
17	4	1.47	0.00	1.05	23	5	3	1
17	5	3.16	0.00	1.06	24	12	7	1
17	6	4.45	0.00	1.03	6	22	7	1
17	7	6.33	0.00	1.44	21	17	13	1
17	8	7.38	0.00	2.37	10	13	8	2
17	9	17.77	0.00	10.68	10	12	9	3
17	10	1.81	0.00	0.63	4	8	5	0
17	11	0.09	0.00	0.01	1	0	0	0
17	12	0.02	0.00	0.01	4	0	0	0
		46.34	0.00	10.68	SEP	100	59	9

WIND SPEED (mph)

YR	MO	AVG.	HI	DOM
				DATE DIR
17	1	2.8	32.0	23 ESE
17	2	0.2	14.0	1 ESE
17	3	3.4	30.0	1 ESE
17	4	4.7	30.0	3 SE
17	5	3.9	29.0	24 SE
17	6	3.3	30.0	19 SE
17	7	2.4	30.0	21 SE
17	8	2.5	26.0	26 SE
17	9	2.5	70.0	10 ESE
17	10	2.9	27.0	3 ESE
17	11	2.1	24.0	21 NE
17	12	1.5	24.0	9 ESE
		2.8	70.0	SEP SE

FOGC HOME

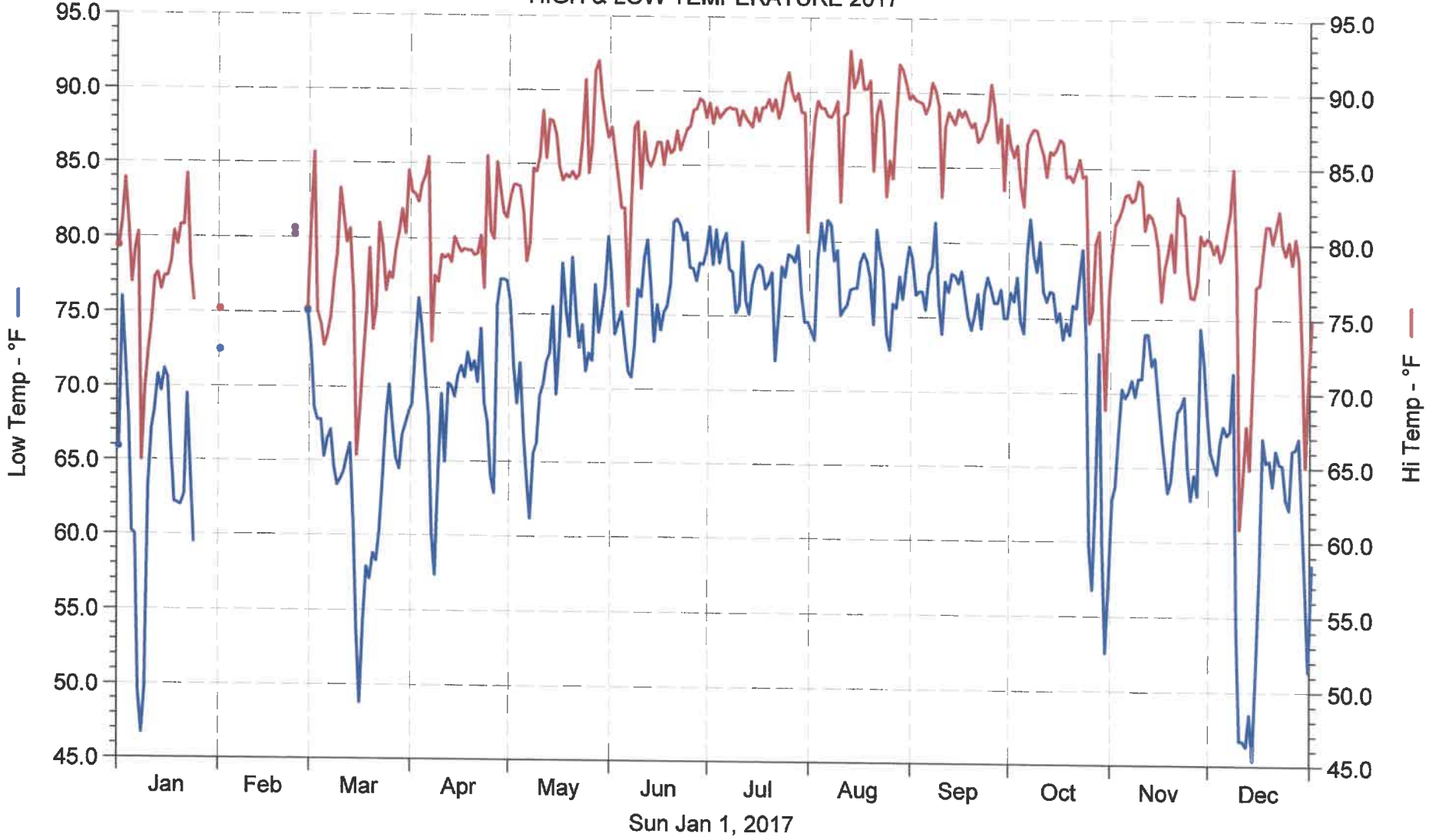
OUTSIDE TEMPERATURE 2017



■ Outside Temp

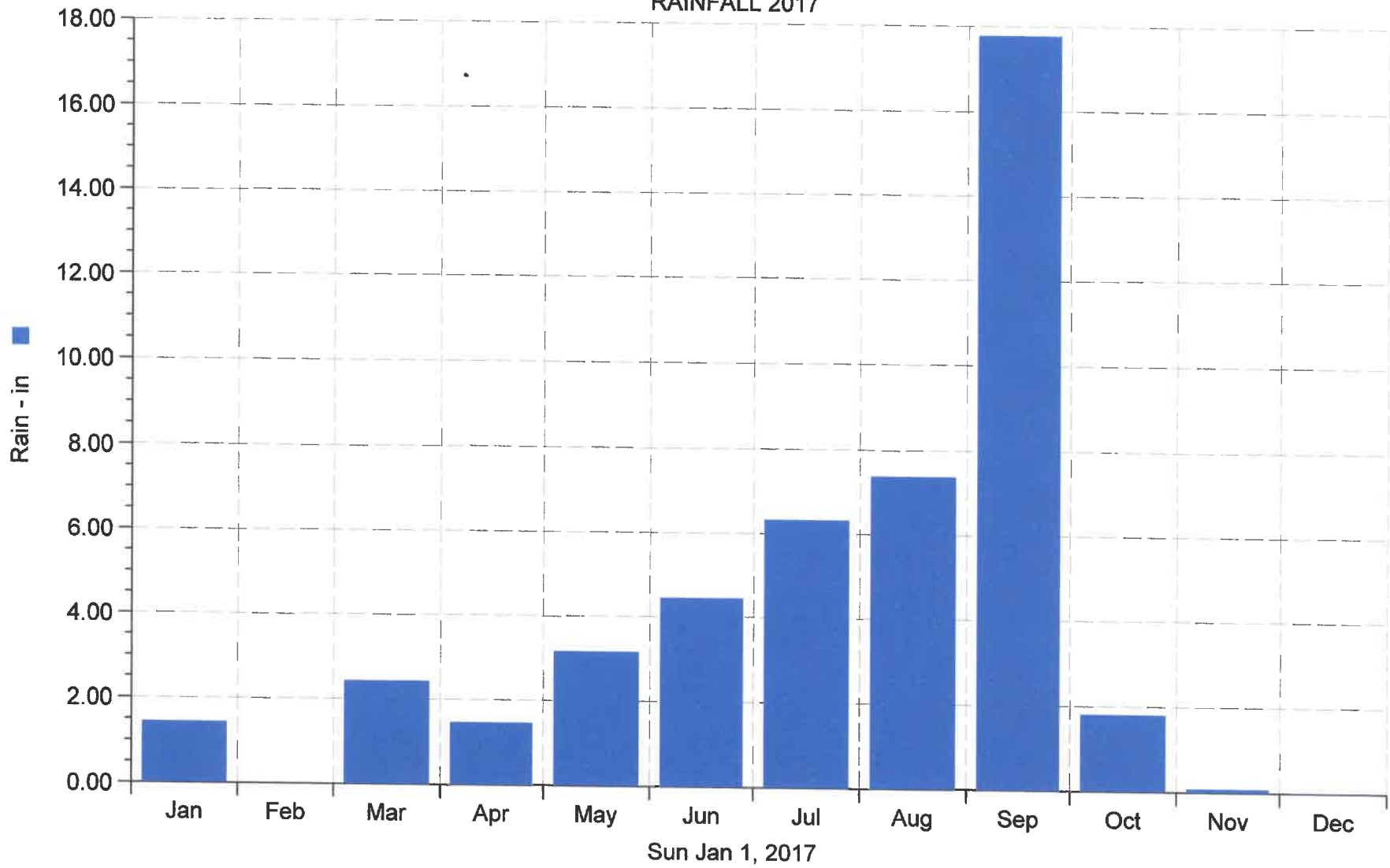
# FOGC HOME

## HIGH & LOW TEMPERATURE 2017



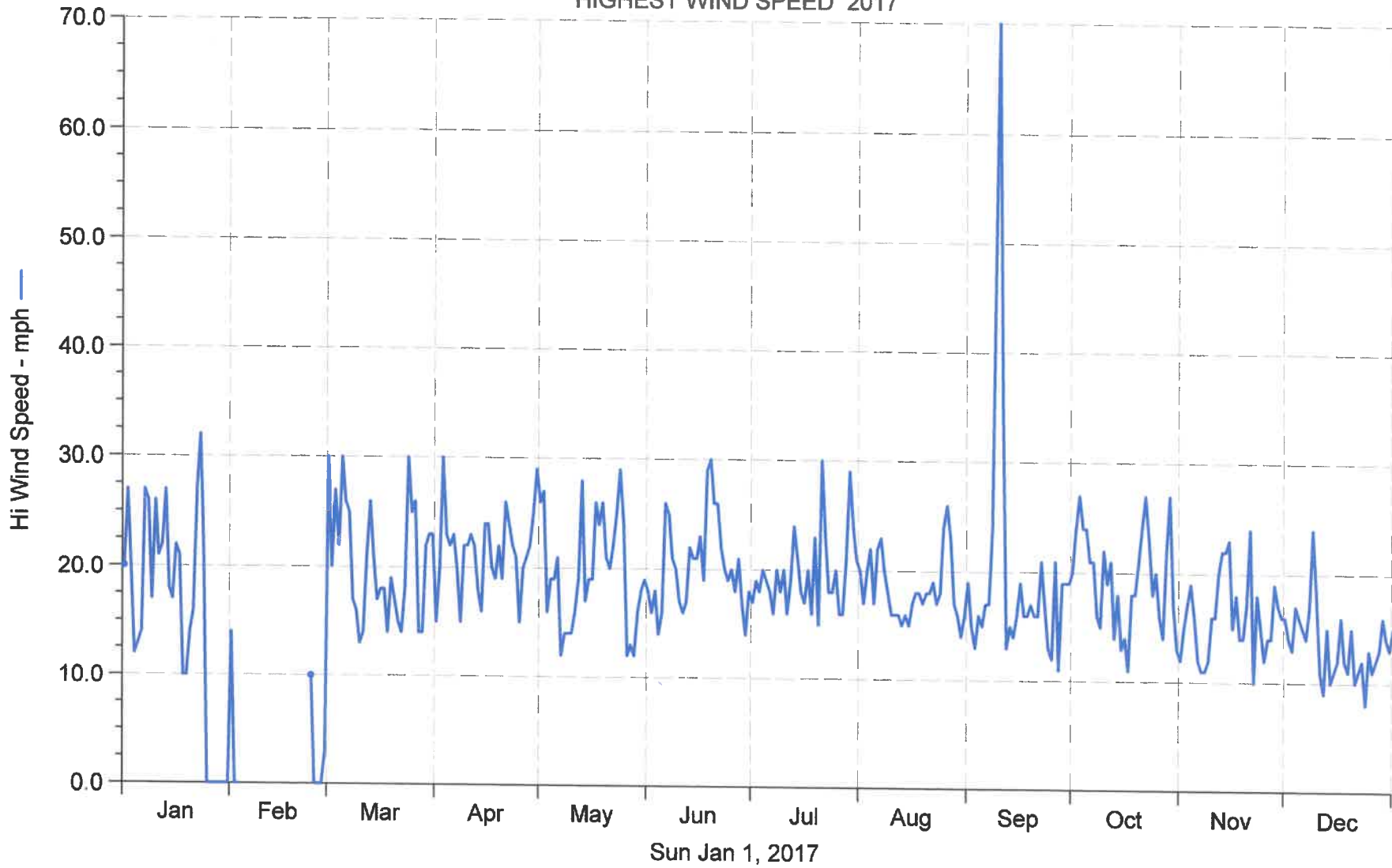
■ Hi Temp    ■ Low Temp

FOGC HOME  
RAINFALL 2017



FOGC HOME


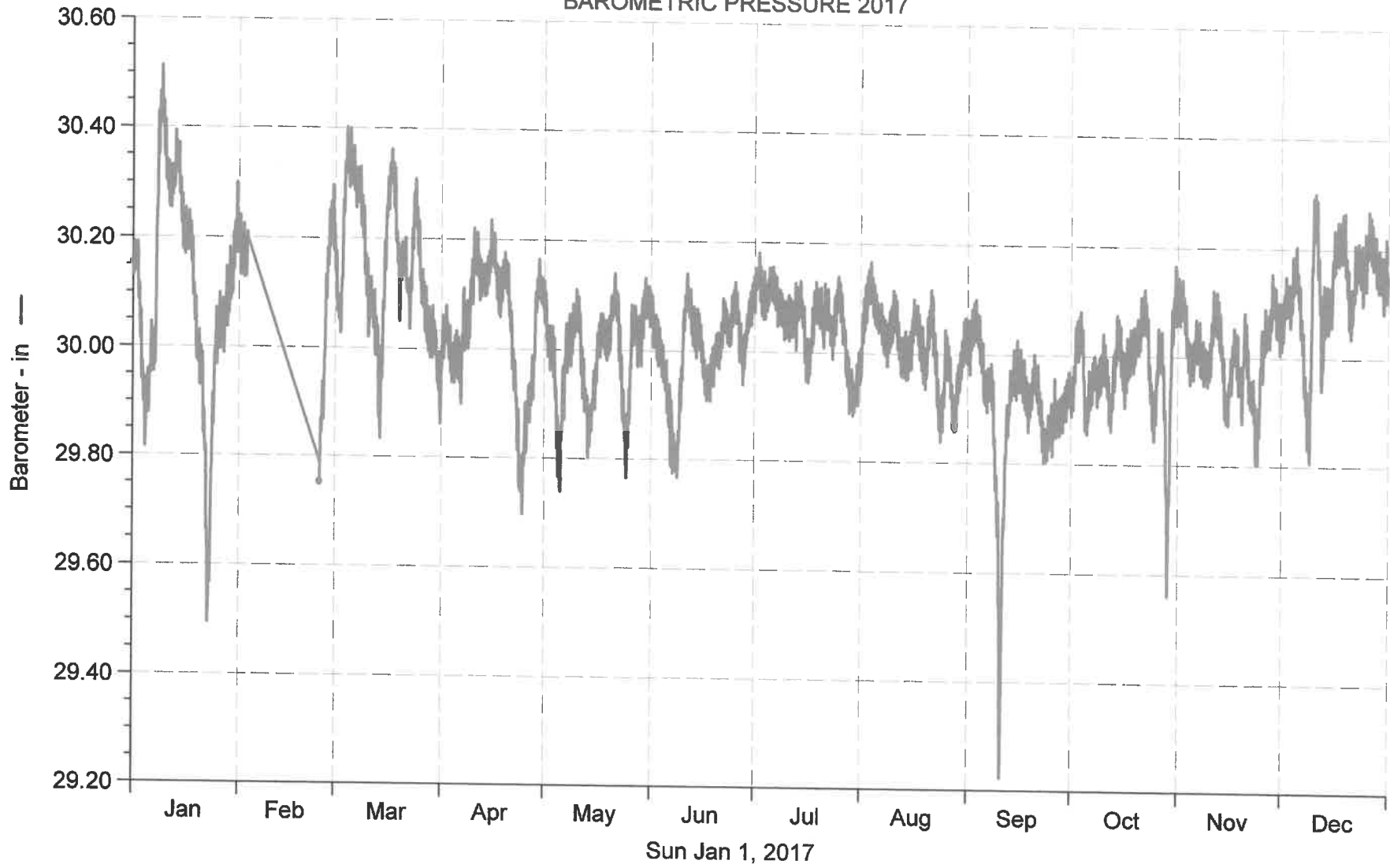
HIGHEST WIND SPEED 2017



Hi Wind Speed

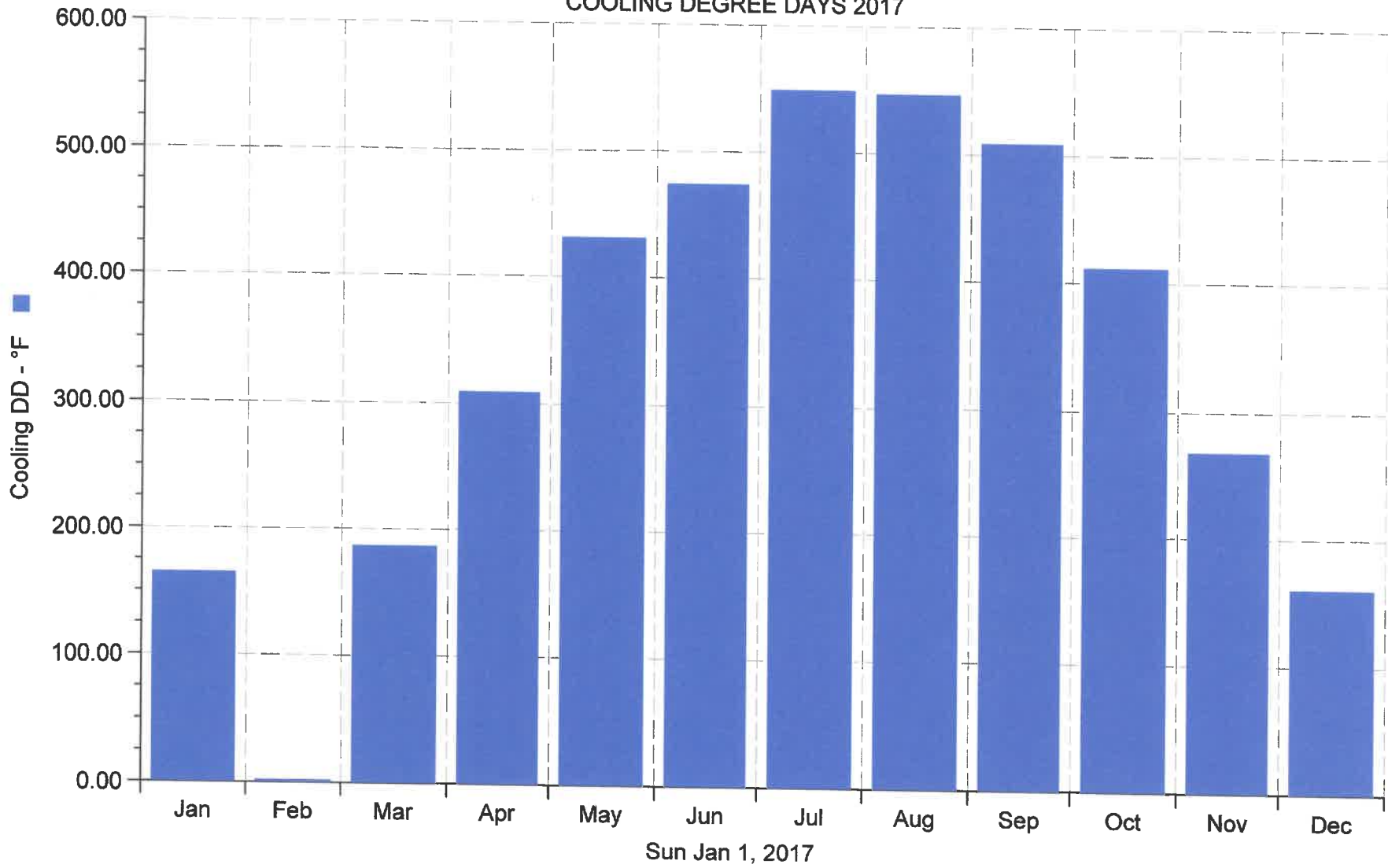
FOGC HOME

BAROMETRIC PRESSURE 2017



FOGC HOME

COOLING DEGREE DAYS 2017



Cooling DD